


2022 CARBON IMPACT REPORT



Unlocking the value of the  
second-hand market, for good

**atg** AUCTION  
TECHNOLOGY  
GROUP

## Contents

01. ATG purpose	2
02. Auction industry impact	7
03. Buyer impact	12
04. ATG impact	17
05. Methodology	19



We are passionate about spreading the word that auctions - and buying second-hand in general - can massively help reduce greenhouse gas emissions.

## Foreword

As the world shifts to a more resource efficient, low carbon economy, the ability to extend product lifespans and maintain value within a circular economy is increasingly important.

The auction industry is the ultimate reuse industry, giving millions of items multiple lives each year. Together, the industry plays a vital role in accelerating the growth of the circular economy, with online auctions facilitating a growing market for second hand goods.

We are passionate about spreading the word about the sustainable impact of auctions and buying second hand in general. To fully understand just how much of a positive impact our activities make to

the environment, we tasked independent climate change consultancy Small World Consulting, led by leading carbon metrics expert Mike Berners Lee, to measure how much greenhouse gas emissions or carbon footprint are saved by the sale of a basket of 15 top items sold at auctions run on our marketplaces each year.

Through our inaugural Carbon Impact Report, we are excited to show how every business and consumer can make a real change by not buying new. Of course, we also acknowledge that there are environmental impacts of our operations that we must address, which is why we have also published our own greenhouse gas emissions data here.

This report reveals just the tip of the iceberg when it comes to the impact that the auction industry can have in reducing carbon emissions. It is up to all of us to do what we can to tackle the urgent climate change crisis, reducing our environmental impact as much as we can.

We are extremely proud to play such a critical role in accelerating the growth of the circular economy, and restoring the health of our planet in order to protect future generations.

**John-Paul Savant**  
Chief Executive Officer, ATG



01.

Our purpose:  
unlocking the  
value of the  
second-hand  
market, for good

01.

# Our purpose: unlocking the value of the second-hand market, for good

By giving millions of items multiple lives, the auction industry plays an important role in accelerating the growth of the circular economy and reducing the need to buy new.

ATG exists to unlock the value in the second, third and infinite reuse of the world's items, from the everyday to the high value. We bring millions of auctions items, curated by trusted experts, to a global pool of interested bidders searching online across an incredible range of specialised and unique second hand items.

**9.5m**  
items sold in our 2021  
financial year\*

Lots sold offline and online at auctions listed on ATG marketplaces.



## ATG at a glance

7

digital marketplaces\*

3,800

auction houses  
use our platforms\*

14m

lots listed in FY21

120m

site visits in FY21

£6.3bn

of items sold in FY21  
(total hammer value)

# Accelerating the growth of the circular economy at scale

We connect bidders to an under explored world of millions of secondary items curated by thousands of trusted auctioneer experts. **How our virtuous circle works...**

## 800k Bidders

Collectors, professionals, dealers, consumers, and businesses worldwide benefit from access to millions of unique & specialised items in a trusted, convenient environment.



## 3,800 Auction Houses

Specialised auctioneers across two verticals benefit from an integrated suite of marketplace technology and access to a global bidder base.

### Consignments

Consignors benefit from auctioneer expertise in valuations, storage, curation, and sale of assets, with maximum exposure

## Our seven digital marketplaces create a network effect

**For auction houses**, we make their businesses global – extending their buyer reach, reducing costs, ensuring they achieve optimal asset sale prices. **Their growth helps to support a lower carbon future.**

**For buyers**, we make it convenient to access the widest range of curated second hand items in the world **making it easier to not buy new.**

Industrial & Commercial

proxibid

BidSpotter

BidSpotter  
.co.uk

i-bidder.com

Art & Antiques

thesaleroom

liveauctioneers

LOT-TISSIMO

# This is the story of how ATG is a truly sustainable business.

By leading the transformation of the auction industry online, we are unlocking the value of the circular secondary goods market, all for the benefit of auctioneers, their consignors, buyers, and our planet.





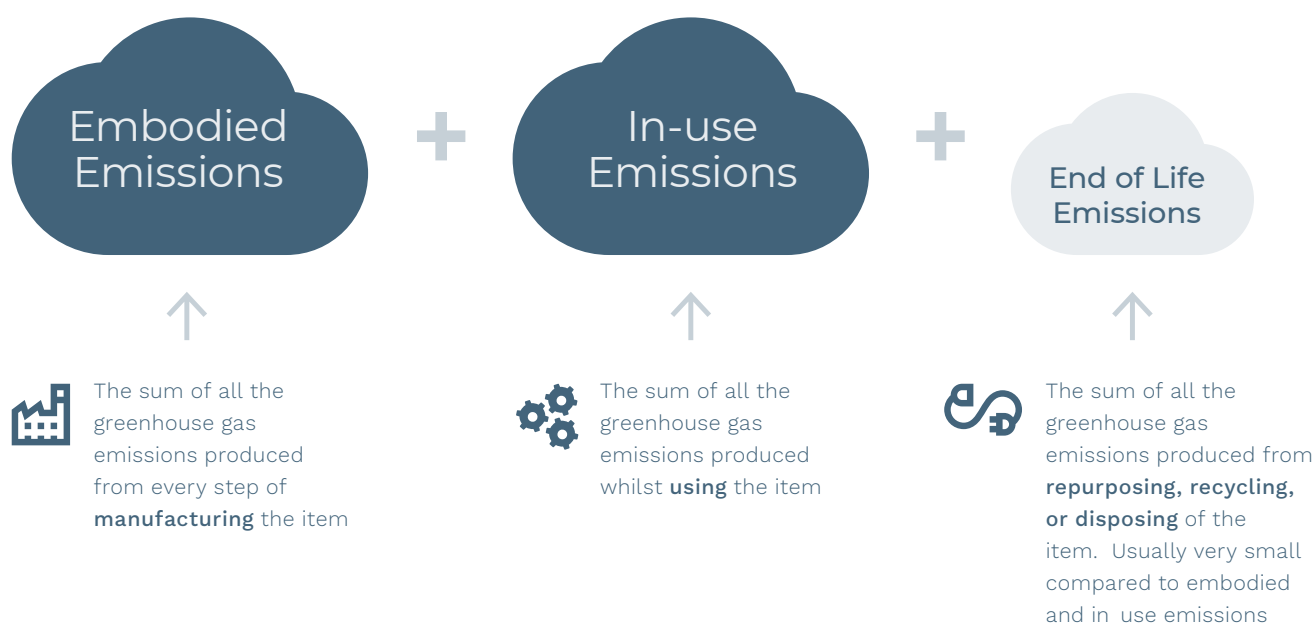
02.

# The opportunity for the auction industry to help reduce the world's carbon emissions

02.

# The auction industry has a huge opportunity to help reduce the world's carbon emissions

So just how do we calculate the carbon footprint of an item?



A carbon footprint is measured in CO<sub>2</sub>e.

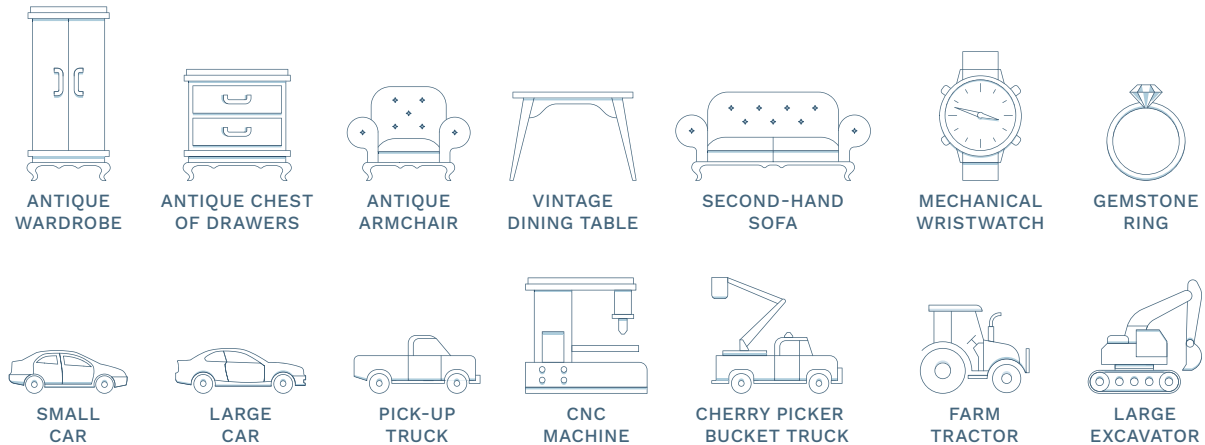
What on earth is CO<sub>2</sub>e?

**CO<sub>2</sub>e** = carbon dioxide equivalent

i.e. an item's or an action's overall contribution to global warming, taking into account all greenhouse gases including CO<sub>2</sub>, methane and nitrous oxide.

## The potential carbon saving of a basket of second-hand auction items

To calculate the carbon footprint saved by not buying new, we compared the carbon footprint of these popular second hand items sold at auctions run on ATG's marketplaces globally with the carbon footprint of their new equivalent.



together, these items saved

# 1 million tonnes

of greenhouse gas emissions in our 2021 financial year.\*

and these make up just 6% of the total number of items sold on our marketplaces in 2021.

**1 million tonnes**  
of greenhouse gas  
emissions



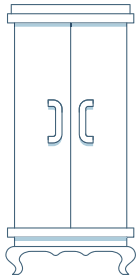
Equivalent of **50**  
**million trees** growing  
for one year

Compared to a worst case scenario in which all these items were discarded.

The items chosen c.600,000 items out of 9.5m lots sold in total online and offline in financial year 2021.


## Carbon saving illustrated: Art & Antiques

Carbon emissions CO2e saved by auctions in 2021




ANTIQUE  
WARDROBE

**2,968**  
tonnes saved



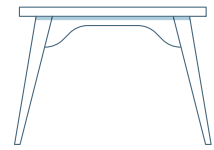
ANTIQUE CHEST  
OF DRAWERS

**2,994**  
tonnes saved



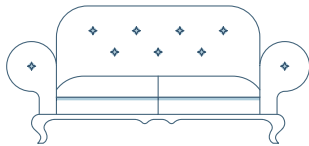
ANTIQUE  
ARMCHAIR

**2,695**  
tonnes saved



VINTAGE  
DINING TABLE

**6,336**  
tonnes saved



SECOND-HAND  
SOFA

**7,213**  
tonnes saved



MECHANICAL  
WRISTWATCH

**59,463**  
tonnes saved



GEMSTONE  
RING

**143,628**  
tonnes saved

Carbon emissions saved by the sale of these popular items at auctions run on ATG's marketplaces globally.

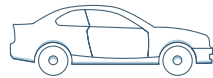
## Carbon saving illustrated: Industrial & Commercial

Carbon emissions CO<sub>2</sub>e saved by auctions in 2021



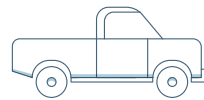
SMALL  
CAR

**42,289**  
tonnes saved



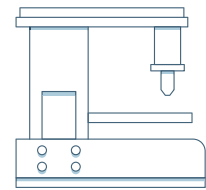
LARGE  
CAR

**195,272**  
tonnes saved



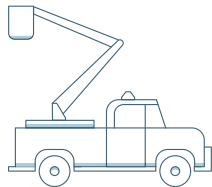
PICK-UP  
TRUCK

**119,760**  
tonnes saved




CNC  
MACHINE

**85,365**  
tonnes saved



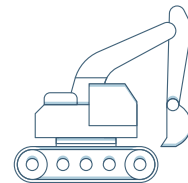
CHERRY PICKER  
BUCKET TRUCK

**105,480**  
tonnes saved



FARM  
TRACTOR

**58,334**  
tonnes saved



LARGE  
EXCAVATOR

**231,768**  
tonnes saved

Carbon emissions saved by the sale of these popular items at auctions run on ATG's marketplaces globally.

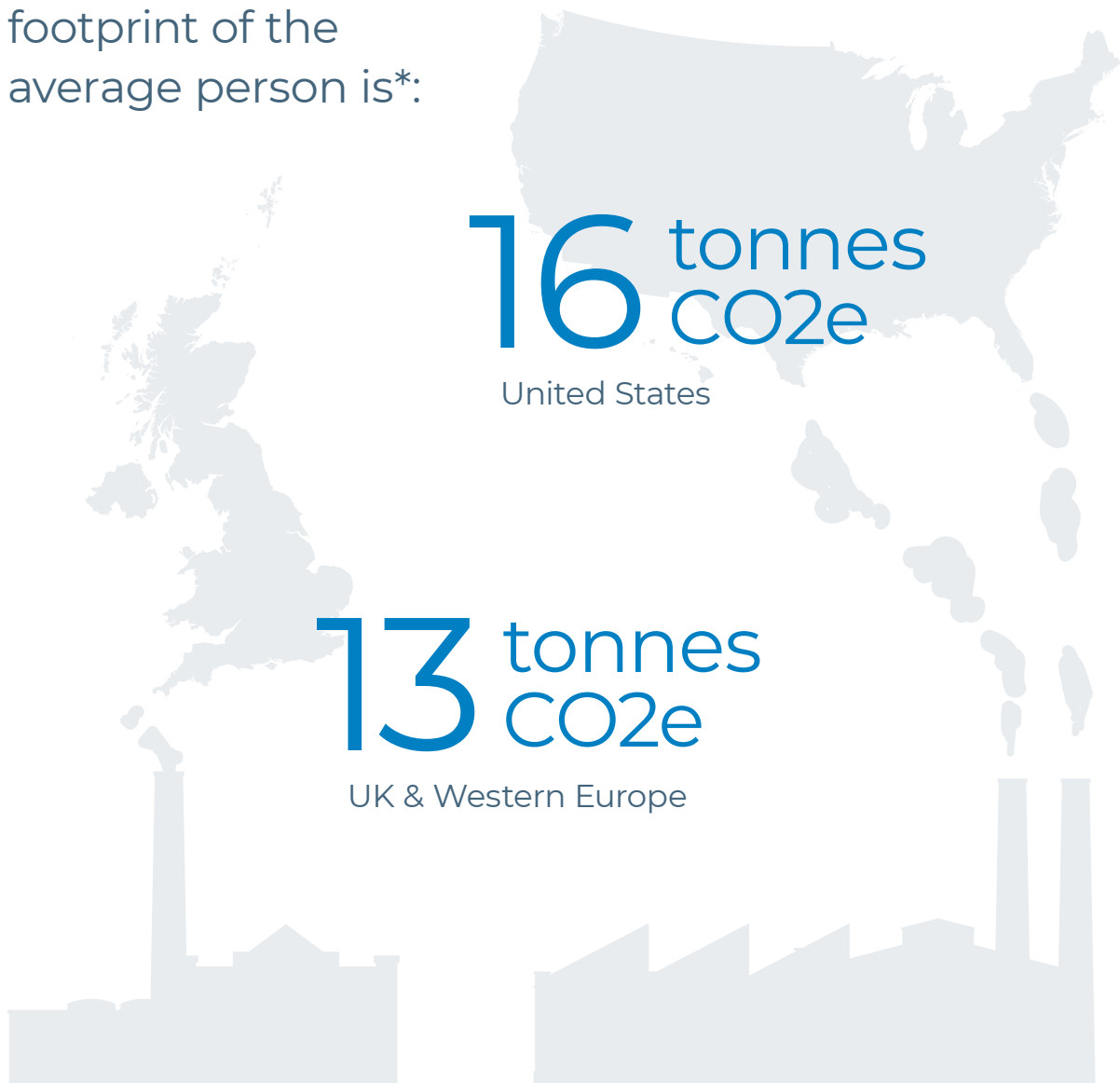
03.

# The opportunity for buyers to make an impact

03.

# Buyers have the chance to make a big impact by not buying new

The annual carbon footprint of the average person is\*:



The global average is around **7 tonnes CO2e** per person.

# You can make a big impact by not buying new

Buying just one of these items second hand saves this amount of CO<sub>2</sub>e

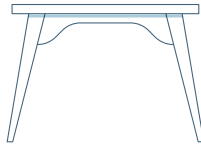
## Furniture



ANTIQUE  
ARMCHAIR

**0.16**

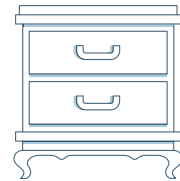
tonnes saved



VINTAGE  
DINING TABLE

**0.46**

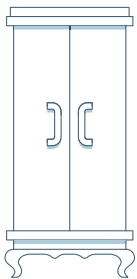
tonnes saved



ANTIQUE CHEST  
OF DRAWERS

**0.32**

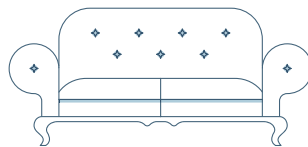
tonnes saved



ANTIQUE  
WARDROBE

**0.46**

tonnes saved



SECOND-HAND  
SOFA

**0.56**

tonnes saved

### BONUS EFFECT

A new wardrobe has a footprint of around **460kg CO<sub>2</sub>e**. If a new wardrobe needs replacing twice as often as a second hand one, you could be responsible for an additional **920 kg CO<sub>2</sub>e** almost 1 tonne if you buy new.

### BONUS EFFECT

Reupholstering a second hand sofa has a footprint of around **177 kg CO<sub>2</sub>e** much lower than the footprint of a new sofa.

### BONUS EFFECT

Antique furniture often has a longer lifespan than new furniture - it's usually made from higher quality raw materials, with a higher quality of craftsmanship. And it is repairable and restorable.



# You can make a big impact by not buying new

Buying just one of these items second hand saves this amount of CO<sub>2</sub>e

## Watches & Jewellery



MECHANICAL WRISTWATCH

**0.8**  
tonnes saved

### BONUS EFFECT

If well looked after, mechanical watches can last upwards of 60 years. A standard mechanical service and repair will have a footprint of around **12 kg CO<sub>2</sub>e** much lower than buying a new one.



GEMSTONE RING

**0.42**  
tonnes saved

### BONUS EFFECT

By buying jewellery second hand, the social environmental impacts of mining for precious metals stones are avoided.

## Second-Hand Cars & Commercial Vehicles

Unlike items such as furniture, in use emissions are an important part of the total footprint of a car. However, the embodied emissions of a car typically rival the exhaust emissions over its lifetime.

So although electric cars will play a part in a low carbon world, the emissions from manufacturing are large and therefore will still have a huge impact.

Because of this, the better fuel efficiency of the use phase of a new hybrid car does not make up for its embodied emissions.



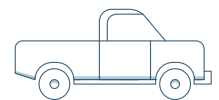
SMALL CAR

**6.8**  
tonnes saved



LARGE CAR

**4**  
tonnes saved



PICK-UP TRUCK

**12**  
tonnes saved

### BONUS EFFECT

Buying a second-hand petrol car is **STILL** greener than buying a new hybrid model.

# Businesses buying machinery and business assets can make big one-off carbon savings by buying second-hand

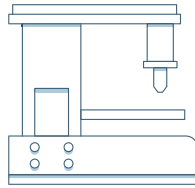
Buying just one of these items second hand saves this amount of CO<sub>2</sub>e

## Industrial & Commercial

While the total carbon emissions over the full lifetime of a well-cared-for tractor or CNC machine is significant because of in use emissions, there is a significant one off carbon saving when buying second hand instead of new, as these numbers illustrate. This is because new machinery has a very large embodied footprint.

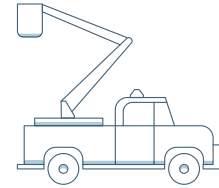
But good maintenance is key. For example, a tractor used for a full lifespan of 6,000 hours has a carbon footprint of 8.9 tonnes CO<sub>2</sub>e per 100 hours used. If the same tractor is discarded and not re used after 1,000 hours it would have a total emissions of 10.9 tonnes CO<sub>2</sub>e per 100 hours two tonnes more per 100 hours.

This emphasises the importance of looking after the items well and using them until their end of life.




CNC MACHINE

**21**  
tonnes saved



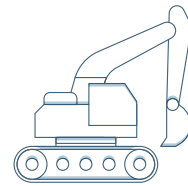
CHERRY PICKER BUCKET TRUCK

**20**  
tonnes saved



TWO-YEAR-OLD TRACTOR

**2.4**  
tonnes saved



LARGE EXCAVATOR

**36**  
tonnes saved

### BONUS EFFECT

For businesses looking to purchase a vehicle to use until a hydrogen-powered or electric machine is available, buying second-hand is the lowest-carbon option by far, as new machinery has a very large embodied footprint.



04.

# ATG is taking responsibility for its own impact

04.

# ATG is taking responsibility for its own impact

## Environmental sustainability is at the heart of our operations

The auction industry plays an important role in accelerating the growth of the circular economy with the evolution of online auctions facilitating the market for second hand goods.

Our services ensure that millions of items are resold for re-use or repurpose each year, extending their value within the economy and preventing waste.

However, as for any business, there are environmental impacts to our operations that we are committed to minimising.

## Our first year commitment

We completed our first annual greenhouse GHG emissions review in 2021, accounting for emissions from **Scope 1**, **Scope 2**, and measurable emissions from **Scope 3**.

This is a vital first step to allow us to identify our largest emission sources and where we need to focus future efforts.

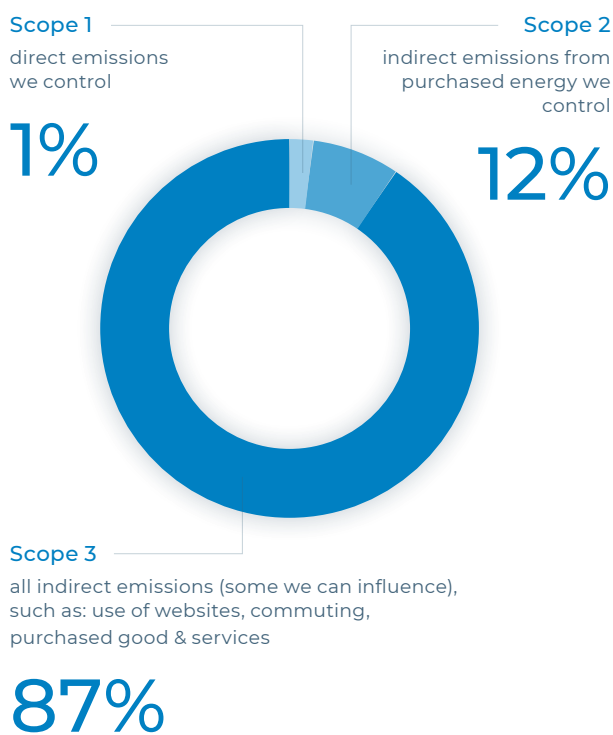
The Greenhouse Gas Protocol uses three measures to categorise GHG emissions:

**Scope 1:** direct emissions from owned or controlled sources

**Scope 2:** indirect emissions from the generation of purchased energy

**Scope 3:** all indirect emissions not included in scope 2 that occur in our value chain

ATG emitted 2,187 tonnes of CO<sub>2</sub>e in our 2021 financial year with a carbon intensity of 31.2 tCO<sub>2</sub>e per £m revenue



## Our future commitment

Our next steps are to:

**Target our largest emission sources and set out reduction strategies**

**Fully understand our climate related risks in order to disclose these under the Taskforce for Climate Related Financial Disclosures TCFD guidelines**

**Review how to achieve net zero emissions, looking to offset our avoidable emissions, whilst continuing to work to reduce them**

05.

# Methodology

# Methodology 1: Product carbon footprint numbers

The product carbon footprint numbers in this report have been prepared for ATG by carbon research consultants Small World Consulting, led by carbon metrics expert Mike Berners-Lee. Small World Consulting's assessment of the product carbon footprint numbers of the items listed in this report have been estimated using data from process based life cycle analysis (PBLCA), environmental input output analysis, and sometimes a hybrid of the two.

## Defining a carbon footprint

Carbon footprint is used to describe the best estimate of the **full climate change impact** of something. Here, carbon footprints have been measured in CO<sub>2</sub>e **carbon dioxide equivalent**. This is a way of describing an item's or an action's overall contribution to global warming, taking into account all greenhouse gases including CO<sub>2</sub>, methane and nitrous oxide.

## Process-based life cycle analysis (PBLCA)

PBLCA is the most common approach to carbon footprinting. It works by identifying the key processes that have to happen for a product to be created. The footprint of the product is the sum of the emissions of all those processes added together.

## Environmental input-output analysis

This method is a neat alternative and complement to PBLCA. It is sometimes called a top-down approach because it starts by looking at the whole economy. It uses macroeconomic modelling to understand the way in which the activities of one industry trigger activities and emissions in every other industry. The input-output model captures the ripple effects in a way that is 100 per cent complete.

## General Assumptions

- All product carbon assessment contains considerable uncertainty. Each carbon estimate has been based on a series of product based assumptions.
- If a buyer chooses to buy an item new, the embodied emissions are their responsibility, as they triggered the manufacture of that product.
- If someone buys second hand, all of the embodied emissions have already been written off by the person who first bought the product, so the embodied emissions are not the second hand buyer's responsibility. For this report, all the embodied emissions of a new product have been added to their original purchaser, so that second hand goods contained no embodied carbon.
- End of life emissions have not been included in this report, as these are usually a very small part of the total carbon footprint.
- Furniture, watches and jewellery have no in-use footprint, so assessment of the products is focused mainly on embodied emissions of a new item.
- For cars, the average UK car owner keeps a car for around 4 years and drives 7200 miles per year. Therefore, it is assumed that these cars will be kept for 4 years and driven 7,200 miles every







year. We have included the carbon footprint of standing and running, which includes all emissions associated with owning and using a car, excluding fuel usage. Standing emissions include road tax, insurance, cost of capital, depreciation, and breakdown cover. Running cost emissions include tyres, service labour costs, replacement parts, and parking and tolls. In-use emissions refer to fuel consumption.

- For machinery and business assets, it is assumed that once you purchase a work vehicle you will use it for the rest of its life expectancy, so the footprint of use is calculated over the remaining lifetime of the product. Table 1B demonstrates the assumptions made around the life expectancy of an item after it is bought, and the resulting carbon saved by not buying new.

## About Mike Berners-Lee

Mike is Founder and Director at Small World Consulting. A leading expert in carbon metrics for organisations, Mike is also the author of two books, *There is No Planet B: A Handbook for the Make or Break Years*, *How Bad Are Bananas? The carbon footprint of everything*, and co-author of *The Burning Question*. He is a professor at Lancaster University's Environment Centre, where his research includes carbon metrics and sustainable food systems.

## THE ITEMS WE COMPARED (TABLE 1A)

 <b>DINING TABLE</b>	SOLD AT AUCTION IN 2021 <a href="#">Ercol blonde elm dining table</a>	HAMMER PRICE <b>£360</b>
	SOLD NEW (PRICES AS AT FEB 2021) <a href="#">Ercol Plank Table</a>	PRICE <b>£1009</b>
 <b>ARMCHAIR</b>	SOLD AT AUCTION IN 2021 <a href="#">Victorian walnut armchair with royal burgundy velvet upholstery</a>	HAMMER PRICE <b>£240</b>
	SOLD NEW (PRICES AS AT FEB 2021) <a href="#">Marks Spencer New Highland Button armchair</a>	PRICE <b>£649</b>
 <b>SOFA</b>	SOLD AT AUCTION IN 2021 <a href="#">Grande two seat sofa upholstered in red and gold damask fabric</a>	HAMMER PRICE <b>£420</b>
	SOLD NEW (PRICES AS AT FEB 2021) <a href="#">Duresta Mayfair sofa from Furniture Village</a>	PRICE <b>£2291</b>
 <b>WARDROBE</b>	SOLD AT AUCTION IN 2021 <a href="#">Edwardian satin walnut wardrobe</a>	HAMMER PRICE <b>£30</b>
	SOLD NEW (PRICES AS AT FEB 2021) <a href="#">John Lewis wardrobe import from China</a>	PRICE <b>£999</b>
 <b>CHEST OF DRAWERS</b>	SOLD AT AUCTION IN 2021 <a href="#">George III mahogany straight front chest of drawers, early 19thC</a>	HAMMER PRICE <b>£380</b>
	SOLD NEW (PRICES AS AT FEB 2021) <a href="#">John Lewis five drawer oak chest (import from China)</a>	PRICE <b>£699</b>
 <b>MECHANICAL WRISTWATCH</b>	SOLD AT AUCTION IN 2021 <a href="#">Omega Constellation stainless steel gentleman s bracelet watch</a>	HAMMER PRICE <b>£440</b>
	SOLD NEW (PRICES AS AT FEB 2021) <a href="#">Omega Constellation Co Axial Master Chronometer</a>	PRICE <b>£5,190</b>
 <b>GEMSTONE RING</b>	SOLD AT AUCTION IN 2021 <a href="#">18ct gold five stone diamond ring, with five brilliant cut 1.5ct diamonds</a>	HAMMER PRICE <b>£1,500</b>
	SOLD NEW (PRICES AS AT FEB 2021) <a href="#">Five stone round brilliant double claw setting diamond ring, from Samara James of Hatton Garden</a>	PRICE <b>£2,298</b>

## THE ITEMS WE COMPARED (TABLE 1A CONT.)

 <b>SMALL CAR</b>	SOLD AT AUCTION IN 2021 <a href="#">Ford Focus Titanium 125 (petrol), 10 years old</a>	HAMMER PRICE <b>£3,350</b>
	SOLD NEW (PRICES AS AT FEB 2021) <a href="#">Ford Focus Titanium hybrid petrol</a>	PRICE <b>£22,295</b>
 <b>LARGE CAR</b>	SOLD AT AUCTION IN 2021 <a href="#">2014 Ford Fusion, 84,199 miles</a>	HAMMER PRICE <b>\$4,500</b>
	SOLD NEW (PRICES AS AT FEB 2021) <a href="#">New Ford Fusion</a>	PRICE <b>\$22,000</b>
 <b>PICK-UP TRUCK</b>	SOLD AT AUCTION IN 2021 <a href="#">2016 Ford F-150 Pickup Truck, 42,206 miles</a>	HAMMER PRICE <b>\$27,000</b>
	SOLD NEW (PRICES AS AT FEB 2021) <a href="#">New Ford F-150 Pickup Truck</a>	PRICE <b>\$45,220</b>
 <b>MOBILE PHONE</b>	SOLD AT AUCTION IN 2021 <a href="#">Apple iPhone 11</a>	HAMMER PRICE <b>£320</b>
	SOLD NEW (PRICES AS AT FEB 2021) <a href="#">Apple iPhone 12</a>	PRICE <b>£724</b>
 <b>CNC MACHINE</b>	SOLD AT AUCTION IN 2021 <a href="#">Anderson Stratos Pro XL CNC router</a>	HAMMER PRICE <b>\$10,000</b>
	SOLD NEW (PRICES AS AT FEB 2021) <a href="#">Stratos Pro XL CNC Router 2007</a>	PRICE <b>\$30,000</b>
 <b>BUCKET TRUCK</b>	SOLD AT AUCTION IN 2021 <a href="#">Altec AA55 bucket truck on 2015 Freightliner M2 106 4x4 utility truck, 29,504 miles</a>	HAMMER PRICE <b>\$59,000</b>
	SOLD NEW (PRICES AS AT FEB 2021) <a href="#">New Altec AA55 Bucket Truck</a>	PRICE <b>\$200,000</b>
 <b>LARGE EXCAVATOR</b>	SOLD AT AUCTION IN 2021 <a href="#">Kobelco SK350LC hydraulic excavator, 6,756 hours</a>	HAMMER PRICE <b>\$46,000</b>
	SOLD NEW (PRICES AS AT FEB 2021) <a href="#">New Kobelco SK350LC</a>	PRICE <b>\$300,000</b>
 <b>TRACTOR</b>	SOLD AT AUCTION IN 2021 <a href="#">2018 John Deere 6110M tractor, 1,091 hours</a>	HAMMER PRICE <b>\$49,000</b>
	SOLD NEW (PRICES AS AT FEB 2021) <a href="#">New John Deere 6110M tractor</a>	PRICE <b>\$110,000</b>



## TOTAL CARBON SAVING FROM ITEMS PURCHASED ON ATG MARKETPLACES (TABLE 1B)

Item	Age usage when sold at auction	Usage period after bought at auction	Emissions saved tonnes vs. buying new	How many are sold at auctions that are promoted on our marketplaces	Total emissions saved in tonnes
DINING TABLE	n a	total life	0.46	13,774	<b>6,336</b>
ARMCHAIR	n a	total life	0.16	16,842	<b>2,695</b>
SOFA	n a	total life	0.56	12,812	<b>7,213</b>
WARDROBE	n a	total life	0.46	6,453	<b>2,968</b>
CHEST OF DRAWERS	n a	total life	0.32	9,297	<b>2,994</b>
WRISTWATCH	n a	total life	0.80	74,329	<b>59,463</b>
GEMSTONE RING	n a	total life	0.42	341,972	<b>143,628</b>
SMALL CAR	10 years	4 years	6.80	6,219	<b>42,289</b>
LARGE CAR	6 years	4 years	4.00	48,818	<b>195,272</b>
PICK-UP TRUCK	4 years	4 years	12.00	9,980	<b>119,760</b>
MOBILE PHONE	1.5 years	4 years	0.18	5,011	<b>906</b>
CNC MACHINE	14 years	30,000 hours	21.00	4,065	<b>85,365</b>
BUCKET TRUCK	5 years	50,000 miles	20.00	5,274	<b>105,480</b>
LARGE EXCAVATOR	6,756 hours	6,000 hours	36.00	6,438	<b>231,768</b>
TRACTOR	2 years	6,000 hours	2.40	24,306	<b>58,334</b>

**Total emissions saved in tonnes**

**1,064,472**

## Methodology 2: ATG greenhouse gas emissions numbers

The methodology used to calculate our own greenhouse gas, GHG inventory, is based on the World Resources Institute GHG Protocol A Corporate Accounting and Reporting Standard, Revised Edition<sup>2</sup> the Protocol and follows the Protocol's guiding principles of relevance, completeness, consistency, transparency and accuracy. We were supported to do this by energy and sustainability consulting company ClearLead Consulting Ltd.

A financial control approach has been taken, meaning that the inventory covers emissions from all operations that are under the Group's financial control, including operations in the UK, US and Germany. Emission factors have been chosen based on the location of the emissions. However, where emission factors are not available, UK Government emission factors have been applied. Emissions are reported in line with the Group's 2020-21 financial year, the baseline year being the 2019-20 financial year.

Direct scope 1 and 2 emissions are based on primary data, however, to enable us to fully understand our indirect emissions some secondary data has been used and some assumptions made to calculate scope 3 emissions where primary data was unavailable. This has allowed us to calculate emissions from all

relevant scope 3 categories, covering nine out of the GHG Protocol's 15 categories. The remaining scope 3 categories, including emissions from upstream and downstream leased assets, franchises, processing of sold products and investments, are not applicable to ATG, whereas insufficient data was available for upstream transportation and distribution.

Specifically, we have chosen to include emissions from the use of our online platforms, such as the energy consumed by customers' devices, as well as remote working emissions, to ensure we account for all emissions that exist as a result of our operations. Taking this rigorous approach for our first year carbon footprint has provided a thorough understanding of the climate-related impacts of our operations, which we plan to build upon in future years. In particular we aim to work with our supply chain to obtain supplier-specific emission factors for goods and services procured.



Before the acquisition of LiveAuctioneers

2022 CARBON IMPACT REPORT

Unlocking the value of the  
second-hand market, for good

---

**atg** AUCTION  
TECHNOLOGY  
GROUP